



# Technical note: A software framework for calculating compositionally dependent in situ $^{14}\text{C}$ production rates

Alexandria J. Koester<sup>1</sup> and Nathaniel A. Lifton<sup>1,2</sup>

<sup>1</sup>Department of Earth, Atmospheric, and Planetary Sciences, Purdue University, West Lafayette, IN 47907, USA

<sup>2</sup>Department of Physics and Astronomy, Purdue University, West Lafayette, IN 47907, USA

**Correspondence:** Alexandria J. Koester (koestea@purdue.edu)

Received: 3 June 2022 – Discussion started: 15 June 2022

Revised: 4 November 2022 – Accepted: 16 November 2022 – Published: 13 January 2023

**Abstract.** Over the last 30 years, in situ cosmogenic nuclides (CNs) have revolutionized surficial processes and Quaternary geologic studies. Commonly measured CNs extracted from common mineral quartz have long half-lives (e.g.,  $^{10}\text{Be}$ ,  $^{26}\text{Al}$ ) and have been applied over timescales from a few hundred years to millions of years. However, their long half-lives also render them largely insensitive to complex histories of burial and exposure of less than ca. 100 kyr. On the other hand, in situ cosmogenic  $^{14}\text{C}$  (in situ  $^{14}\text{C}$ ) is also produced in quartz, yet its 5.7 kyr half-life renders it very sensitive to complex exposure histories during the last  $\sim 25$  ka, a particularly unique and powerful tool when analyzed in concert with long-lived nuclides. In situ  $^{14}\text{C}$  measurements are currently limited to relatively coarse-grained (typically sand-sized or larger, crushed or sieved to sand) quartz-bearing rock types, but while such rocks are common, they are not ubiquitous. The ability to extract and interpret in situ  $^{14}\text{C}$  from quartz-poor and fine-grained rocks would thus open its unique applications to a broader array of landscape elements and environments.

As a first step toward this goal, a robust means of interpreting in situ  $^{14}\text{C}$  concentrations derived from rocks and minerals spanning wider compositional and textural ranges will be crucial. We have thus developed a MATLAB<sup>®</sup>-based software framework to quantify spallogenic production of in situ  $^{14}\text{C}$  from a broad range of silicate rock and mineral compositions, including rocks too fine grained to achieve pure quartz separates. As expected from prior work, production from oxygen dominates the overall in situ  $^{14}\text{C}$  signal, accounting for  $> 90\%$  of production for common silicate minerals and six different rock types at sea level and high latitudes (SLHL). This work confirms that Si, Al, and Mg are impor-

tant targets but also predicts greater production from Na than from those elements. The compositionally dependent production rates for rock and mineral compositions investigated here are typically lower than that of quartz, although that predicted for albite is comparable to quartz, reflecting the significance of production from Na. Predicted production rates drop as compositions become more mafic (particularly Ferrich). This framework should thus be a useful tool in efforts to broaden the utility of in situ  $^{14}\text{C}$  to quartz-poor and fine-grained rock types, but future improvements in measured and modeled excitation functions would be beneficial.

## 1 Introduction

Rare nuclides produced in situ in minerals near the Earth's surface by cosmic-ray bombardment (in situ cosmogenic nuclides or CNs) have revolutionized studies of geomorphology and Quaternary geology. CNs build predictably over time in an exposed surface through nucleon spallation and muon reactions (e.g., Gosse and Phillips, 2001). As such, the time at which geomorphic surfaces formed by glacial, fluvial, or marine activity can often be constrained with CNs, an application known as surface exposure dating. In addition, CNs can be used to constrain rates of surficial processes with appropriate interpretive models. These applications rely on measuring the concentrations (atoms  $\text{g}^{-1}$ , hereafter at  $\text{g}^{-1}$ ) of CNs in a sample and calculating an exposure age or erosion rate based on the production rate (at  $\text{g}^{-1} \text{yr}^{-1}$ ). The most commonly measured CNs,  $^{10}\text{Be}$  ( $t_{1/2}$  1.39 Myr; Korschinek et al., 2010; Chmeleff et al., 2010) and  $^{26}\text{Al}$  ( $t_{1/2}$  0.705 Myr; Nishiizumi, 2004), are typically extracted from quartz due to its simple composition and corresponding resistance to

weathering under a wide range of environmental conditions. Their long half-lives make these nuclides useful in dating surfaces that have been exposed for up to millions of years. However, their half-lives also render their concentrations insensitive to periods of burial and re-exposure of less than ca. 100 kyr; this can lead to problems with exposure dating due to nuclide inventories remaining from prior periods of exposure.

In situ cosmogenic  $^{14}\text{C}$  (in situ  $^{14}\text{C}$ ) is also produced in quartz, but its 5.7 kyr half-life limits its utility for simple exposure dating because its concentration reaches secular equilibrium between production and decay after 25–30 kyr of continuous exposure. However, its rapid decay has also makes it sensitive to complex periods of burial and exposure since ca. 25–30 ka (e.g., Briner et al., 2014). In addition, its short half-life means measured concentrations are sensitive only to very rapid erosion rates (e.g., Gosse and Phillips, 2001; von Blanckenburg, 2005; Hippe et al., 2017, 2021), making many eroding landscape elements good targets for in situ  $^{14}\text{C}$  studies. In situ  $^{14}\text{C}$  is thus emerging as a powerful addition to the CN toolkit.

Several techniques for extracting in situ  $^{14}\text{C}$  from sand-sized quartz grains have been established (Lifton et al., 2001, 2015a; Goehring et al., 2019; Hippe et al., 2013; Lupker et al., 2019; Fülöp et al., 2019), but while coarse-grained quartz is common, it is not ubiquitous. Landscapes dominated by mafic or intermediate lithologies generally lack quartz, and fine-grained lithologies can limit the efficacy of quartz purification techniques; thus, applying in situ  $^{14}\text{C}$  to such rock types is currently problematic. However, the ability to extract and interpret in situ  $^{14}\text{C}$  concentrations reliably from quartz-poor and fine-grained lithologies would significantly broaden its applications to additional landscapes and enable pairing with additional nuclides such as  $^{36}\text{Cl}$ . Indeed, early studies of in situ  $^{14}\text{C}$  in terrestrial rocks utilized whole-rock samples (e.g., Jull et al., 1992, 1994), until procedural difficulties shifted the focus to the simpler quartz production and extraction systematics (Lifton, 1997; Lifton et al., 2001).

As a first step in expanding the range of available sample targets, we have developed a software framework that estimates the production of in situ  $^{14}\text{C}$  from major elements found in typical rocks and potential mineral separates. We modified the MATLAB<sup>®</sup> code from Lifton et al. (2014) to calculate compositionally dependent, site-specific production rates using nuclide-specific scaling, major-element oxide compositions, and measured and modeled nucleon excitation functions, referenced to geologically calibrated in situ  $^{14}\text{C}$  spallogenic production rates in quartz. Anticipating that appropriate extraction and  $\text{CO}_2$  purification procedures can be developed, this new framework thus provides a critical first step for potential future applications incorporating quartz-poor or fine-grained samples.

## 2 Constraining compositionally dependent in situ $^{14}\text{C}$ production rates

### 2.1 Geologic and experimental production rate calibrations

In situ CN applications require accurate estimates of the rate at which a given nuclide of interest is produced in the target mineral or rock. This is typically achieved by calibrating the production rate with CN measurements in samples from one or more sites with an independently well-constrained exposure history (e.g., Borchers et al., 2016; Phillips et al., 2016; Lifton et al., 2015b) or for radionuclides only with demonstrable surface stability, such that measured CN concentrations can be inferred to have reached a secular equilibrium between production and decay, at which point the concentration is only a function of time-integrated production rate and the decay constant (e.g., Jull et al., 1992; Borchers et al., 2016). Production rates can also be calibrated experimentally by exposing high-purity, low-background targets to the secondary cosmic-ray flux at given sites for a known duration under well-constrained conditions (e.g., Nishiizumi et al., 1996; Brown et al., 2000; Vermeesch et al., 2009).

Since production rates cannot be calibrated at every place on Earth, these site-specific estimates are typically scaled to other sites of interest using an appropriate scaling framework that accounts for spatial and temporal variations in the secondary cosmic-ray flux, arising from fluctuations in the geomagnetic field (parameterized by effective vertical cut-off rigidity,  $R_C$ , in GV), atmospheric depth ( $X$ , in  $\text{g cm}^{-2}$ ), and solar modulation (described by the parameter  $\Phi$  in MV) (e.g., Lifton et al., 2014). Such scaling frameworks are typically referenced to conditions corresponding to sea level and high geomagnetic latitude (SLHL).

Geologic calibrations are generally preferable for minerals with specific compositions, since samples from sites with independently well-constrained exposure histories should incorporate natural geologic variability relevant over geologic time spans. Such calibrations for in situ  $^{14}\text{C}$  have focused on quartz to date, given its simple chemistry and weathering resistance, as noted above (e.g., Borchers et al., 2016; Phillips et al., 2016; Lifton et al., 2015b; Schimmelpfennig et al., 2012; Young et al., 2014), yet variable compositions require more complicated consideration of the compositional dependence of CN production (e.g.,  $^{36}\text{Cl}$ ; Marrero et al., 2016a). It is often useful in such cases to utilize theoretical production rate estimates based on integrals of the differential cosmic-ray flux and the relationship between reaction probability and incident particle energy.

### 2.2 Theoretical production rate estimates

The probability that a given nuclear reaction will occur at a given kinetic energy,  $E$ , of an incident particle is described by the reaction cross-section ( $\sigma$ ) in units of barns

(1 barn =  $10^{-24}$  cm $^2$ ). With the advent of accelerator mass spectrometry (AMS), cross-section measurements for reactions producing CNs have become relatively common, and knowledge of the variation of  $\sigma$  as a function of  $E$  for those reactions (known as an excitation function) are continuing to improve (e.g., Reedy, 2013). Proton-induced reactions are simpler to measure than those induced by neutrons because it is easier to accelerate protons into a mono-energetic beam. Mono-energetic (or quasi-mono-energetic) neutron reaction cross-sections are more difficult to obtain, however, and thus are often estimated from analogous proton cross-sections (Reedy, 2013).

Measured or modeled excitation functions can then be used to estimate theoretical production rates for a CN of interest using Eq. (1) below (e.g., Masarik and Beer, 2009):

$$P_j(X, R_C, \Phi) = \sum_i \text{ND}_i \sum_k \int_0^\infty \sigma_{ijk}(E_k) J_k(E_k, X, R_C, \Phi) dE_k, \quad (1)$$

where  $\text{ND}_i$  is the target number density or number of atoms of the target element  $i$  per gram of sample material (at g $^{-1}$ ),  $\sigma_{ijk}(E_k)$  is the cross-section for the production of nuclide  $j$  (cm $^2$ ) by particles of type  $k$  with energy  $E_k$  (MeV), and  $J_k(E_k, X, R_C, \Phi)$  is the differential flux of atmospheric cosmic-ray particles (cm $^{-2}$  yr $^{-1}$  MeV $^{-1}$ ) of type  $k$  with energy  $E_k$  at a location and time specified by  $X$ ,  $R_C$ , and  $\Phi$ .

The production of in situ  $^{14}\text{C}$  in silicates is dominantly from spallation of O, and theoretical simulations suggest minor spallogenic production from Mg, Al, and Si (Masarik and Reedy, 1995; Masarik, 2002). Production of in situ  $^{14}\text{C}$  from muons also occurs, either via slow negative-muon capture or by fast muon interactions (Heisinger et al., 2002a, b; Lupker et al., 2015; Balco, 2017). The muogenic component of in situ  $^{14}\text{C}$  production in surficial quartz at SLHL is significant, on the order of 20 % of total production (e.g., Lupker et al., 2015; Balco, 2017). However, muogenic production of in situ  $^{14}\text{C}$  has only been estimated experimentally from  $^{16}\text{O}$  (Heisinger et al., 2002a, b). Further work is needed in this area to better understand production from other muogenic reactions. We therefore focus on the dominant spallogenic pathways for the purposes of this initial study.

### 3 Methods

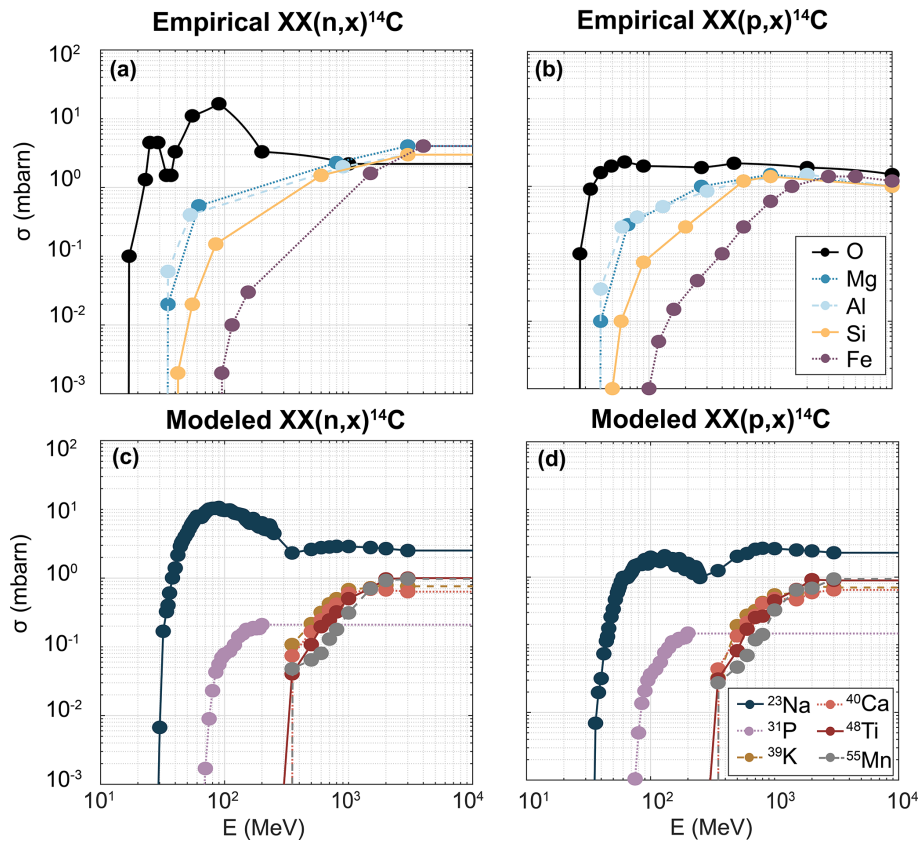
#### 3.1 Software framework

Our MATLAB $^{\text{®}}$ -based compositionally dependent in situ  $^{14}\text{C}$  production rate software framework builds on the LSDn nuclide-dependent scaling formulation of Lifton et al. (2014), which uses analytical approximations to Monte Carlo calculations of atmospheric differential flux spectra of neutrons, protons, and muons as functions of  $X$ ,  $R_C$ , and  $\Phi$  (Sato and Niita, 2006; Sato et al., 2008). We also incorporate the time-dependent gridded  $R_C$  (global grids of

cutoff rigidity) and dipolar  $R_{\text{CD}}$  (geocentric dipolar cutoff rigidity) models of Lifton et al. (2016), based on the SHA.DIF.14k paleomagnetic model (Pavón-Carrasco et al., 2014). This work accounts for the effects of variable sample compositions on in situ  $^{14}\text{C}$  production by incorporating relevant reaction excitation functions and number densities for elements in the standard suite of major-element oxide compositions. Output from this new framework should complement current web-based cosmogenic-nuclide calculators incorporating the LSDn scaling framework and in situ  $^{14}\text{C}$ , including version 3 of the University of Washington's cosmogenic-nuclide calculators (herein UWv3: <http://hess.ess.washington.edu/>, last access: 1 November 2022) (Balco et al., 2008) and the Cosmic-Ray-produced Nuclide Systematics on Earth (CRONUS-Earth) project calculator (CRONUSCalc; <http://cronus.cosmogenicnuclides.rocks/>, last access: 2 March 2022; Marrero et al., 2016b).

Reaction excitation functions for neutrons and protons were compiled from Reedy (2007, 2013) and the JENDL/HE-2007 database (Fukahori et al., 2002; Watanabe et al., 2011), found in the online Evaluated Nuclear Data File (ENDF, <https://www-nds.iaea.org/exfor/endl.htm>, last access: April 2020; Brown et al., 2018), for each of the major elements included in typical elemental oxide analyses. We consider empirical excitation functions to be generally more reliable than those derived from nuclear reaction models, and thus, we use empirical functions, if available. Five neutron and proton excitation functions are based on measurements by Reedy (2007, 2013) of elements at natural isotopic abundances (O, Mg, Al, Si, Fe), while we used modeled neutron and proton reaction excitation functions from JENDL/HE-2007 for the most abundant isotopes of the remaining elements considered ( $^{23}\text{Na}$ ,  $^{31}\text{P}$ ,  $^{39}\text{K}$ ,  $^{40}\text{Ca}$ ,  $^{48}\text{Ti}$ ,  $^{55}\text{Mn}$ ). Apart from the measured excitation function for in situ  $^{14}\text{C}$  production by neutron spallation from oxygen (Reedy, 2013), it is important to note that most of the Reedy (2007, 2013) neutron excitation functions are not directly measured but instead are derived from measured proton excitation functions. We utilized the JENDL/HE-2007 database because the relevant excitation functions extended to a maximum energy of 3 GeV, close to the maximum 10 GeV energy considered by Sato and Niita (2006) and Sato et al. (2008); a version of that nuclear data library was also utilized by those studies. The exceptions were the excitation functions for  $^{31}\text{P}$ , extending only to 0.2 GeV. Each excitation function was interpolated into logarithmic energy bins from 1 MeV to 200 GeV for both neutron ( $\text{XX}(n, x)^{14}\text{C}$ ) and proton ( $\text{XX}(p, x)^{14}\text{C}$ ) reactions, where XX is the target nuclide (Fig. 1). The cross-section at the highest measured or modeled energy reported for each excitation function is assumed to be constant beyond that energy up to 200 GeV, the maximum energy we consider.

We incorporate sample compositions using common major elemental oxide analyses (e.g., from X-ray fluorescence (XRF) measurements) to calculate ND for each element considered in Eq. (1). The ND value for each target element in a



**Figure 1.** Empirical (Reedy, 2013) (panels **a** and **b**) and modeled (panels **c** and **d**) neutron and proton reaction excitation functions for in situ  $^{14}\text{C}$  production from various targets. The lines are linearly interpolated between points. Note that modeled predictions for  $^{23}\text{Na}$  (JENDL/HE-2007; Fukahori et al., 2002; Watanabe et al., 2011) suggest the highest production of all targets considered.

sample is then calculated per Eq. (2) for input to Eq. (1):

$$\text{ND} = \frac{E_{\text{Fr}} \cdot E_{\text{Ox}} \cdot N_A}{100 \cdot A_m}, \quad (2)$$

where  $E_{\text{Fr}}$  is the elemental fraction in each oxide (formula mass of each element in its oxide divided by the total formula mass of the oxide (e.g.,  $\text{Mg}/\text{MgO}$  or  $2\text{Al}/\text{Al}_2\text{O}_3$ )),  $E_{\text{Ox}}$  is the measured major elemental oxide weight percent input by the user,  $N_A$  is Avogadro's number ( $6.02214076 \times 10^{23}$  at  $\text{mol}^{-1}$ ), and  $A_m$  is the molar mass of the element in g. This approach works for any silicate major elemental oxide composition input by the user.

### 3.2 Predicted compositionally dependent production rates

Theoretical compositionally dependent, site-specific in situ  $^{14}\text{C}$  production rates are reported relative to the SLHL in situ  $^{14}\text{C}$  global production rate in quartz, geologically calibrated as part of the CRONUS-Earth project (e.g., Borchers et al., 2016; Phillips et al., 2016) and supplemented with a subsequent production rate calibration dataset (Young et al., 2014) using the LSDn scaling framework (Lifton et al., 2014;

Lifton, 2016) (Table S1 in the Supplement). All in situ  $^{14}\text{C}$  measurements in these studies were recalculated following Hippe and Lifton (2014). SLHL estimates are referenced to the year 2010 (Lifton et al., 2014; Lifton, 2016), assuming an atmospheric pressure of 1013.25 hPa (converted to atmospheric depth,  $\text{g cm}^{-2}$ ), an  $R_c$  value of 0 GV, a  $\Phi_{2010}$  value of 624.5718 MV, and a fractional water content value, “ $w$ ”, of 0.066 (Sato et al., 2006; Phillips et al. 2016). We recalibrated the in situ  $^{14}\text{C}$  spallogenic production rate at SLHL in quartz from the studies above by first calculating the unweighted mean and standard deviation of replicate analyses of samples at each site (to avoid biasing the results toward sites with more analyses). Best-fitting SLHL production rate estimates for each site were determined using a  $\chi^2$  minimization procedure. The unweighted mean and standard deviation of all sites were then calculated from the site-specific SLHL production rate estimates, yielding global SLHL values for quartz of  $13.5 \pm 0.9$  at  $\text{g}^{-1} \text{yr}^{-1}$  and  $13.7 \pm 1.2$  at  $\text{g}^{-1} \text{yr}^{-1}$  for the gridded  $R_c$  and geocentric dipolar  $R_{\text{CD}}$  records of Lifton (2016), respectively, as noted above. The latter is comparable to the calibrated value generated by the UWv3 calculator from the same dataset (Table S1). In the following discussion, we focus on the gridded  $R_c$  value (referenced



below as  $P_{\text{Qcal}}$ ), as it provides a somewhat better fit to the global calibration dataset. Corresponding geocentric dipolar values are included in Table S2.

For comparison, the purely theoretical in situ  $^{14}\text{C}$  production rate by nucleon spallation predicted at SLHL in quartz using Eq. (1) is  $15.8 \text{ at g}^{-1} \text{ yr}^{-1}$  ( $P_{\text{Qref}}$ ). This discrepancy with the calibrated value likely reflects uncertainties in both the excitation functions and the nucleon fluxes considered (Reedy, 2013; Sato and Niita, 2006; Sato et al., 2008). Giving more credence to the geologically calibrated quartz values, we account for this discrepancy similarly to Lifton et al. (2014), deriving a compositionally dependent, site-specific production rate ( $P_{\text{CD}}$ ) by normalizing the predicted compositionally dependent production rate at the site of interest ( $P_{\text{CDpred}}$ ) by the ratio of  $P_{\text{Qcal}}$  to  $P_{\text{Qref}}$ , as per Eq. (3). Another way to think of this is that the ratio of  $P_{\text{CDpred}}$  to  $P_{\text{Qref}}$  is the compositionally dependent scaling factor, multiplied by the geologically calibrated production rate in quartz,  $P_{\text{Qcal}}$ .

$$P_{\text{CD}} = P_{\text{Qcal}} \frac{P_{\text{CDpred}}}{P_{\text{Qref}}} \text{ at g}^{-1} \text{ yr}^{-1} \quad (3)$$

We compare  $P_{\text{CD}}$  values at SLHL to  $P_{\text{Qcal}}$  for compositions reflecting both individual minerals (Barthelmy, 2014; Morimoto, 1988) (i.e., mineral separates) and a broad range of silicate rock types (Parker, 1967; Fabryka-Martin, 1988) (i.e., whole-rock analyses) (Table 1). A pure calcite composition ( $\text{CaCO}_3$ ) is assumed for limestone, and  $\text{MgCa}(\text{CO}_3)_2$  is assumed for dolomite. Spallation production, in this case, is only possible from Ca and O, although we included the O number density contribution from  $\text{CO}_2$  in the software framework. Thermal neutron production of in situ  $^{14}\text{C}$  from  $^{12}\text{C}$  or  $^{13}\text{C}$  is expected to be negligible and is not considered here (e.g., Wright et al., 2019).

## 4 Results and discussion

### 4.1 Predicted modern production rates for silicate minerals and rock types

Predicted SLHL modern (i.e., 2010) spallogenic production rates for in situ  $^{14}\text{C}$  in the silicates considered here are generally lower than those from pure quartz (Fig. 2; Table 2), but spallation production from O dominates throughout the compositional range we explored (Table 3). As expected from reaction systematics,  $^{14}\text{C}$  production rates tend to decline rapidly with progressively increasing atomic mass of the target nuclide (Fig. 2). Interestingly, the production rate predicted for albite using the excitation functions from JENDL/HE-2007 for spallation reactions on  $^{23}\text{Na}$  is comparable to that of quartz. We note that the JENDL/HE-2007 model  $^{23}\text{Na}(n, x)^{14}\text{C}$  excitation function exhibits a broad peak between ca. 30–350 MeV, with cross-sections comparable to that of the empirical  $\text{O}(n, x)^{14}\text{C}$  excitation function

of Reedy (2013) (Fig. 1), suggesting similar production magnitudes for the two reactions. To our knowledge, no comparable empirical excitation functions for the  $^{23}\text{Na}(n, x)^{14}\text{C}$  or  $^{23}\text{Na}(p, x)^{14}\text{C}$  reactions have been published to date, making the model reactions difficult to validate. Predicted production rates for Mg-rich silicates such as forsterite and enstatite are ca. 7%–10% lower than in quartz, while Al-rich minerals such as Ca- and K-feldspars yield production rates 12%–13% below quartz. Ca-rich wollastonite exhibits less than 1% of its total  $^{14}\text{C}$  production from Ca, yielding a production rate more than 20% below that of quartz, while Fe-rich minerals such as ferrosilite and fayalite suggest SLHL production rates ca. 32% and 41% less than quartz, respectively. Predicted production rates for two carbonate minerals considered, calcite and dolomite, are 12% and 3% less than quartz, respectively.

The  $P_{\text{CD}}$  values for selected rock types (ultramafic, basalt, high-Ca granite, low-Ca granite, and granodiorite; Fabryka-Martin, 1988) follow a similar pattern to the individual minerals, with total production rates less than that of quartz but with less overall variation (Fig. 2; Table 2). Predicted whole-rock production rates tend to increase with decreasing Fe and Mg content, with  $P_{\text{CD}}$  values ranging from nearly 15% less than quartz for ultramafic compositions to ca. 5%–7% below that of quartz for more felsic compositions. As with the idealized mineral compositions, spallation from O dominates in situ  $^{14}\text{C}$  production (> 90% for all compositions considered), with lesser production from Si, Al, Na, and Mg. Only minor production contributions from Ca and Fe are predicted (typically < 1%).

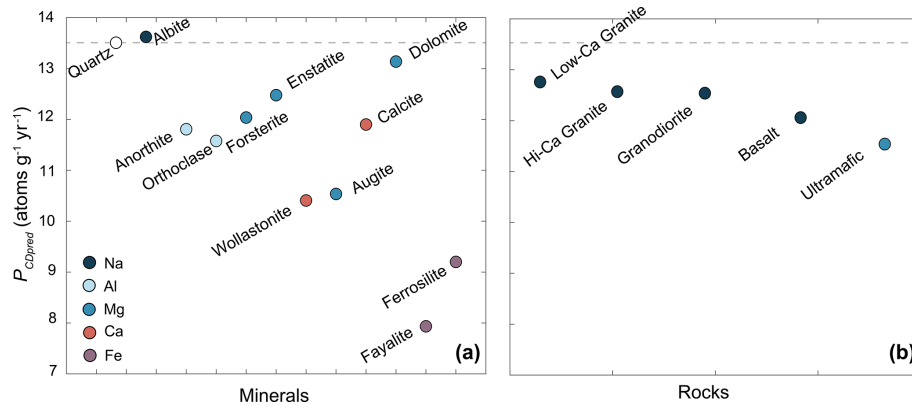
### 4.2 Assessing uncertainty in predicted compositionally dependent production rates

There are three main sources of uncertainty in our predicted production rates, associated with the particle spectra, the geologic production rate calibration for in situ  $^{14}\text{C}$  in quartz, and the excitation functions. We note that these are not entirely independent, as the LSDn-based production rate calibration utilizes both the particle spectra of Sato et al. (2008) and the excitation functions of Reedy (2013). Sato et al. (2008) quote statistical uncertainties in their modeled particle fluxes on the order of 5%–20% between ca. 10 km altitudes and sea level, respectively, although Lifton et al. (2014) note that predictions within this altitude range show good agreement with measured differential fluxes and no evidence of systematic errors. The conservative uncertainty in the recalibrated in situ  $^{14}\text{C}$  global production rate in quartz is on the order of 6%–7% using the gridded  $R_{\text{C}}$  geomagnetic framework and LSDn scaling. Reedy (2013) suggests uncertainties on the order of 10% for the empirical excitation functions presented. However, Reedy (2013) also suggests that modeled cross-sections may differ from empirical ones for a given nuclide by a factor of  $\approx 2$ . Thus, assessing the uncertainty in the modeled functions of JENDL/HE-2007 is more difficult.

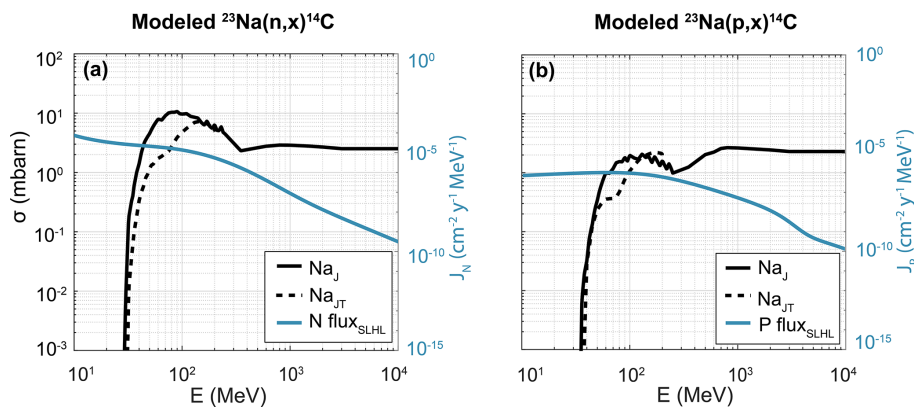
**Table 1.** Elemental oxide compositions (weight %) for selected silicate minerals (Barthelmy, 2014; Morimoto, 1988) and rock types (Parker, 1967), used to calculate number densities (Eq. 2).

Mineral	Composition	SiO <sub>2</sub>	TiO <sub>2</sub>	Al <sub>2</sub> O <sub>3</sub>	FeO	Fe <sub>2</sub> O <sub>3</sub>	MnO	MgO	CaO	Na <sub>2</sub> O	K <sub>2</sub> O	P <sub>2</sub> O <sub>5</sub>	LOI <sup>2</sup>
Quartz	SiO <sub>2</sub>	100	–	–	–	–	–	–	–	–	–	–	–
Albite	NaAlSi <sub>3</sub> O <sub>8</sub>	68.74	–	19.44	–	–	–	–	–	11.82	–	–	–
Anorthite	CaAl <sub>2</sub> Si <sub>2</sub> O <sub>8</sub>	43.19	–	36.65	–	–	–	–	20.16	–	–	–	–
Orthoclase	KAlSi <sub>3</sub> O <sub>8</sub>	64.76	–	18.32	–	–	–	–	–	–	16.92	–	–
Forsterite	Mg <sub>2</sub> SiO <sub>4</sub>	42.71	–	–	–	–	–	57.30	–	–	–	–	–
Fayalite	Fe <sub>2</sub> SiO <sub>4</sub>	29.49	–	–	–	–	–	–	–	–	–	–	–
Wollastonite	Ca <sub>2</sub> Si <sub>2</sub> O <sub>6</sub>	51.73	–	–	–	–	–	–	–	–	–	–	–
Augite <sup>1</sup>	(Ca,Mg,Fe)(Mg,Fe)Si <sub>2</sub> O <sub>6</sub>	51.73	–	–	21.65	–	–	–	12.14	–	–	–	–
Ferrosilite	Fe <sub>2</sub> Si <sub>2</sub> O <sub>6</sub>	45.54	–	–	54.46	–	–	–	–	–	–	–	–
Enstatite	Mg <sub>2</sub> Si <sub>2</sub> O <sub>6</sub>	59.85	–	–	–	–	–	–	–	–	–	–	–
Calcite <sup>2</sup>	CaCO <sub>3</sub>	–	–	–	–	–	–	–	56.08	–	–	–	43.97
Dolomite <sup>2</sup>	CaMg(CO <sub>3</sub> ) <sub>2</sub>	–	–	–	–	–	–	–	21.86	30.41	–	–	47.73
Rock type <sup>3</sup>													
Ultramafic	–	40.64	0.05	0.66	–	14.09	0.19	42.94	0.98	0.77	0.04	0.04	–
Basalt	–	51.34	1.50	16.55	–	12.24	0.26	7.46	9.40	2.62	1.00	0.32	–
High-Ca granite	–	67.16	0.57	15.49	–	4.23	0.07	1.56	3.54	3.83	3.04	0.21	–
Low-Ca granite	–	74.22	0.20	13.60	–	2.03	0.05	0.27	0.71	3.48	5.06	0.14	–
Granodiorite	–	69.09	0.57	14.55	–	3.86	0.08	0.93	2.21	3.73	4.02	0.16	–

<sup>1</sup> Assumed empirical composition of augite (Morimoto, 1988; <https://www.mindat.org/min-419.html>, last access: 18 October 2022); (Ca<sub>0.6</sub>Mg<sub>0.2</sub>Fe<sub>0.2</sub>)(Mg<sub>0.5</sub>Si<sub>2</sub>O<sub>6</sub>). <sup>2</sup> LOI: loss on ignition, used in oxygen number density calculation for carbonates; assumed to be entirely CO<sub>2</sub> in those cases. <sup>3</sup> Compositions from Parker (1967).



**Figure 2.** Predicted theoretical SLHL production of in situ  $^{14}\text{C}$  ( $P_{\text{CDpred}}$ ) in minerals (a) and rocks (b) relative to that in pure quartz (dashed gray line). The color of each symbol reflects the element that contributes the highest proportion of production after oxygen and silica.



**Figure 3.** Modeled neutron (a) and proton (b) cross-sections for  $^{23}\text{Na}$  from JENDL/HE-2007 ( $\text{Na}_J$ , solid line) compared to the spliced TENDL-2019 at energies  $\leq 0.2$  GeV and JENDL/HE-2007  $> 0.2$  GeV ( $^{23}\text{Na}_{JT}$ , dashed line). Differential neutron and proton fluxes at SLHL ( $J_N$  and  $J_P$ , respectively) (Sato et al., 2008) are plotted in their respective panes to illustrate the combined effect of excitation function and flux on in situ  $^{14}\text{C}$  production.

We attempted to assess this latter uncertainty by comparing results using JENDL/HE-2007 to predictions incorporating the more recent TENDL-2019 database (Koning et al., 2019). We focused on the proton and neutron excitation functions for  $^{14}\text{C}$  production from  $^{23}\text{Na}$ , since our predictions using the JENDL/HE-2007  $^{23}\text{Na}$  excitation functions suggest comparable production to that from O (Fig. 1; Table 2). However, TENDL-2019 excitation functions only extend to an energy of 200 MeV, although at a higher resolution than JENDL/HE-2007. We thus compared albite production rates predicted using the JENDL/HE-2007 excitation function alone ( $\text{Na}_J$ ) with those incorporating spliced neutron and proton excitation functions using TENDL-2019 for  $E \leq 200$  MeV and JENDL/HE-2007 for  $E > 200$  MeV ( $\text{Na}_{JT}$ ) (Fig. 3).

Neutron and proton excitation functions for  $^{23}\text{Na}$  have similar thresholds of ca. 30–35 MeV in both JENDL/HE-2007 and TENDL-2019 (Fig. 3). Of note, the low-energy peaks in the TENDL-2019 excitation functions are narrower,

ca. 30% lower, and occur at a slightly higher energy than those of JENDL/HE-2007 (ca. 150 MeV vs. ca. 90 MeV, respectively). However, the predicted production rate for albite using the spliced  $\text{Na}_{JT}$  excitation functions is only ca. 3% less than that using the  $\text{Na}_J$  excitation functions alone (Table 2), which is also reflected in the lower production proportion from Na of ca. 5% in the spliced version vs. ca. 9% in the  $\text{Na}_J$  version (Table 3).

Apart from the modeled  $^{23}\text{Na}$  excitation functions, the remaining modeled excitation functions have only a minor impact on the overall production rates we predict. The percentages of total production of in situ  $^{14}\text{C}$  from  $^{55}\text{Mn}$ ,  $^{48}\text{Ti}$ ,  $^{40}\text{Ca}$ ,  $^{39}\text{K}$ , and  $^{31}\text{P}$  range from  $< 0.001\%$  to  $0.2\%$  for the compositions considered (Table 3). Even if the modeled reaction cross sections are off by a factor of 2, as suggested by Reedy (2013), the impact to overall production is small. For instance, doubling the percentage of  $^{14}\text{C}$  production from Ca for wollastonite would only increase predicted production to  $0.4\%$ . In addition, we argue that calculating production us-

**Table 2.** Predicted modern in situ  $^{14}\text{C}$  spallogenic production rates (at  $\text{g}^{-1}\text{yr}^{-1}$ ) at SLHL from neutrons and protons in minerals and rock types considered, both theoretical ( $P_{\text{CDpred}}$ ) and normalized to calibrated production in quartz ( $P_{\text{CD}}$ ) using the gridded  $R_{\text{C}}$  record of Lifton (2016).

Mineral	Neutron	Proton	Total	% Diff $P_{\text{CD}}$	
	$P_{\text{CDpred}}$	$P_{\text{CDpred}}$	$P_{\text{CDpred}}$	$P_{\text{CD}}$	vs. $P_{\text{Qcal}}$
	at $\text{g}^{-1}\text{yr}^{-1}$	at $\text{g}^{-1}\text{yr}^{-1}$	at $\text{g}^{-1}\text{yr}^{-1}$	at $\text{g}^{-1}\text{yr}^{-1}$	
Quartz	15.37	0.47	15.84	13.50	0.0
Albite	15.49	0.48	15.97	13.61	0.8
Albite <sup>1</sup>	14.95	0.48	15.43	13.15	-2.6
Anorthite	13.43	0.42	13.85	11.80	-12.6
Orthoclase	13.20	0.39	13.60	11.59	-14.2
Forsterite	13.67	0.46	14.12	12.03	-10.9
Fayalite	9.01	0.27	9.28	7.91	-41.4
Wollastonite	11.85	0.36	12.21	10.41	-22.9
Augite	12.00	0.37	12.38	10.54	-21.9
Ferrosilite	10.46	0.32	10.78	9.18	-32.0
Enstatite	14.18	0.46	14.64	12.47	-7.6
Calcite	13.55	0.38	13.94	11.88	-12.0
Dolomite	14.96	0.44	15.40	13.12	-2.8
<b>Rock</b>					
Ultramafic	13.11	0.43	13.54	11.54	-14.5
Basalt	13.72	0.43	14.15	12.06	-10.7
High-Ca granite	14.30	0.44	14.75	12.57	-6.9
Low-Ca granite	14.52	0.45	14.97	12.76	-5.5
Granodiorite	14.27	0.44	14.71	12.54	-7.1

<sup>1</sup> Production is calculated using the spliced TENDL-2019 and JENDL/HE-2007 proton and neutron excitation functions. ( $\text{Na}_{\text{TJ}}$  in text). All other Na production rates use JENDL/HE-2007 exclusively.

ing modeled excitation functions for only the most abundant isotope of each of these elements, instead of excitation functions reflecting their natural isotopic abundances, introduces negligible additional uncertainty. For example, we assume 100 % of production of in situ  $^{14}\text{C}$  from  $^{48}\text{Ti}$ , even though  $^{48}\text{Ti}$  comprises only 73 % of Ti isotopes. However,  $^{48}\text{Ti}$  contributes < 0.001 % of total production for the compositions we considered; it is unlikely that including excitation functions for other common Ti isotopes would change that prediction significantly. Similar arguments can be made for the other isotopes referenced above. We therefore argue that the overall additional uncertainty in our predictions that might be introduced by using more conservative estimates of potential errors in the modeled reaction cross-sections would be insignificant relative to other uncertainties in the calculations for the compositions considered. That said, future additional empirical excitation functions for neutron and proton reactions using these elements in their natural abundances would likely improve our predictions.

Based on these results, we suggest assuming a 10 % uncertainty for the JENDL/HE-2007 excitation functions overall, pending empirical validation. Thus, considering the three sources of uncertainty above, we suggest that a reasonable estimate of current uncertainty on our theoretical production

rates might be on the order of 10 %–15 %, also pending validation with geologic calibrations, assuming extraction and  $\text{CO}_2$  purification hurdles can ultimately be overcome.

#### 4.3 Comparisons with previous studies

We compare output of our software framework to two earlier studies that also calculated theoretical in situ  $^{14}\text{C}$  production rates from targets of varying composition (Fabryka-Martin, 1988; Masarik, 2002), without adjusting our predictions to the geologically calibrated production rate in quartz. First, Fabryka-Martin (1988) estimated SLHL secular-equilibrium in situ  $^{14}\text{C}$  concentrations at depths of  $\sim 20$  cm for ultramafic rock, basalt, high-Ca granite, low-Ca granite, and limestone compositions, following Parker (1967) (Table 4). The equilibrium concentrations were calculated assuming neutron spallation production only from oxygen and a SLHL production rate of  $26$  at  $\text{g}^{-1}\text{yr}^{-1}$  from oxygen (Yokoyama et al., 1977) based on excitation functions from Reedy and Arnold (1972). We derived secular equilibrium SLHL production rates from Fabryka-Martin (1988) by multiplying the concentrations by the  $^{14}\text{C}$  decay constant of  $1.216 \times 10^{-4}\text{yr}^{-1}$  (Table 4,  $P_{\text{O-FM}}$ ). Considering only theoretical production from O in our results (Total  $P_{\text{CDpred}}$  in Table 2



**Table 3.** Percentage of total theoretical predicted modern SLHL in situ <sup>14</sup>C production ( $P_{CDpred}$ ) by element for each mineral and rock type considered.

	O	Si	Ti	Al	Fe <sup>2+</sup>	Fe <sup>3+</sup>	Mn	Mg	Ca	Na	K	P
Minerals												
Quartz	97.51	2.49	–	–	–	–	–	–	–	–	–	–
Albite	88.67	1.70	–	1.08	–	–	–	–	–	8.56	–	–
Albite*	91.76	1.75	–	1.11	–	–	–	–	–	5.37	–	–
Anorthite	96.37	1.23	–	2.34	–	–	–	–	0.06	–	< 0.01	–
Orthoclase	98.11	0.63	–	1.19	–	–	–	–	–	–	0.08	–
Forsterite	93.45	1.19	–	–	–	–	–	5.36	–	–	–	–
Fayalite	98.14	1.25	–	–	0.61	–	–	–	–	–	–	–
Wollastonite	98.16	1.67	–	–	–	–	–	–	0.17	–	–	–
Augite	96.87	1.65	–	–	0.14	–	–	1.30	0.05	–	–	–
Ferrosilite	97.93	1.66	–	–	0.41	–	–	–	–	–	–	–
Enstatite	94.77	1.61	–	–	–	–	–	3.62	–	–	–	–
Calcite	99.82	–	–	–	–	–	–	–	0.18	–	–	–
Dolomite	98.04	–	–	–	–	–	–	1.87	0.09	–	–	–
Rock type												
Ultramafic	93.84	1.18	< 0.01	0.04	< 0.01	0.08	< 0.01	4.20	< 0.01	0.66	< 0.01	< 0.01
Basalt	94.60	1.43	< 0.01	1.08	< 0.01	0.07	< 0.01	0.70	0.03	2.14	< 0.01	< 0.01
High-Ca granite	94.09	1.79	< 0.01	1.01	< 0.01	0.02	< 0.01	0.14	0.01	3.00	0.01	< 0.01
Low-Ca granite	94.50	1.95	< 0.01	0.89	< 0.01	0.01	< 0.01	0.02	< 0.01	2.69	0.02	< 0.01
Granodiorite	94.22	1.85	< 0.01	0.95	< 0.01	0.02	< 0.01	0.08	0.01	2.93	0.02	< 0.01

\* Production is calculated using the spliced TENDL-2019 and JENDL/HE-2007 proton and neutron excitation functions ( $N_{aTJ}$  in text). All other Na production rates use JENDL/HE-2007 exclusively.

multiplied by the corresponding O production proportion in Table 3), our  $P_O$  values in Table 4 are ca. 40%–45% below those derived from Fabryka-Martin (1988). However, it should be pointed out that Yokoyama et al. (1977) suggest  $\pm 35\%$  uncertainty ( $1\sigma$ ) in their in situ <sup>14</sup>C production rate estimate used by Fabryka-Martin (1988), so our theoretical  $P_O$  values using more accurate particle fluxes and excitation functions lie well within that range.

The second study we considered (Masarik, 2002) is a conference abstract that presents formulas for estimating compositional dependence of in situ cosmogenic-nuclide SLHL production rates by neutron spallation, including <sup>14</sup>C, derived from numerical simulations. For in situ <sup>14</sup>C production, Masarik (2002) considers the target elements O, Mg, Al, Si, and Fe, parameterized in terms of the weight fractions of each (Table 5). Total production rates from Masarik (2002) ( $P_{M02}$ ) in Table 5 are typically ca. 10%–20% higher than neutron-only theoretical production rates for rock and mineral compositions considered in this study (Neutron  $P_{CDpred}$ , Table 2). Being an abstract, details underlying the simulations and calculations in Masarik (2002) are sparse, but we suggest a combination of differences in the differential neutron flux spectra (Masarik and Beer, 1999, vs. Sato et al., 2008) and excitation functions (e.g., Reedy and Masarik, 1995, vs. Reedy, 2013) used in the two studies, as well as unstated uncertainties in the Masarik (2002) coefficients, may

be the sources of the discrepancies in the predictions of the respective studies.

We derived a similar elemental parameterization to that of Masarik (2002) for SLHL in situ <sup>14</sup>C production in atoms  $g\text{-element}^{-1}\text{yr}^{-1}$ . We include production from both neutrons and protons for each element we consider, given by

$$P_{CDpred} = 29.01[\text{O}] + 15.59[\text{Na}] + 2.19[\text{Mg}] \\ + 1.67[\text{Al}] + 0.84[\text{Si}] + 0.22[\text{P}] + 0.10[\text{Fe}] \\ + 0.08[\text{K}] + 0.06[\text{Ca}] + 0.05[\text{Ti}] + 0.03[\text{Mn}], \quad (4)$$

where the bracketed values are the respective elemental fractions derived from the measured major elemental analysis. In situ <sup>14</sup>C production rates predicted using this equation for the compositions considered in Table 1 are identical to the  $P_{CDpred}$  values in Table 2, since both are derived using the same software framework.

In addition to the theoretical studies, Handwerger et al. (1999) measured in situ <sup>14</sup>C concentrations in carbonate deposits (limestone bedrock and tufa) from well-preserved Provo-level shoreline features associated with Pleistocene Lake Bonneville, Utah, to calibrate in situ <sup>14</sup>C spallogenic production rates in calcite. The late Pleistocene lake-level history of Lake Bonneville is well constrained by traditional radiocarbon dates and has been used for geological calibration of a number of cosmogenic nuclides (Lifton et al., 2015b). In situ <sup>14</sup>C measurements in Handwerger

**Table 4.** Predicted modern in situ  $^{14}\text{C}$  production rates at SLHL for neutron spallation from O derived from secular equilibrium concentrations ( $N_{\text{SE}}$ ) at ca. 20 cm depth for different rock types (Fabryka-Martin, 1988) compared to our software framework. Note that these estimates are not normalized relative to  $P_{\text{Qcal}}$  for straightforward comparison to Fabryka-Martin's (1988) predictions.

Rock type	Depth (m) <sup>1</sup>	Density (g cm <sup>-3</sup> )	$N_{\text{SE}}$ (at g <sup>-1</sup> ) <sup>1</sup>	$P_{\text{O-FM}}^1$ (at g <sup>-1</sup> yr <sup>-1</sup> )	$P_{\text{O}}^2$ (at g <sup>-1</sup> yr <sup>-1</sup> )
Ultramafic	0.18	2.85	135706	16.4	9.0
Basalt	0.18	3.0	132621	16.0	9.3
High-Ca granite	0.19	2.75	148043	17.9	9.7
Low-Ca granite	0.19	2.75	151127	18.3	9.9
Limestone	0.19	2.5	151127	18.3	10.1

<sup>1</sup> Data from Fabryka-Martin (1988), assumes SLHL production rate from oxygen in Yokoyama et al. (1977).

<sup>2</sup> Data from this study, assuming only production from neutron spallation of O and an attenuation length of 160 g cm<sup>-2</sup>.

**Table 5.** Neutron-only SLHL in situ  $^{14}\text{C}$  production based on Masarik's (2002;  $P_{\text{M02}}$ ) theoretical predictions for compositions considered in this work, compared to modern SLHL neutron-only production predicted here (also see Table 2). Note that these estimates are not normalized relative to  $P_{\text{Qcal}}$  to enable direct comparison to Masarik's (2002) predictions.

Mineral	$P_{\text{M02}}$ (at g <sup>-1</sup> yr <sup>-1</sup> )	$P_{\text{CDn}}$ (at g <sup>-1</sup> yr <sup>-1</sup> )
Quartz	18.72	15.37
Albite	17.20	15.49
Anorthite	16.25	13.43
Orthoclase	16.20	13.20
Forsterite	16.43	13.67
Fayalite	11.06	9.01
Wollastonite	14.42	11.85
Augite	14.59	12.00
Ferrosilite	12.80	10.46
Enstatite	17.11	14.18
Calcite	16.48	13.55
Dolomite	18.12	14.96
Rock		
Ultramafic	15.27	13.11
Basalt	15.38	13.72
High-Ca granite	17.15	14.30
Low-Ca granite	17.15	14.52
Granodiorite	17.14	14.27

et al. (1999) were reduced according to standard methods for radiocarbon in organic materials, but Hippe and Lifton (2014) subsequently developed comprehensive data reduction procedures specifically for in situ  $^{14}\text{C}$ . Unfortunately, Handwerger et al. (1999) do not present full details of their analytical results and calculations – we thus cannot correct their data to current standards using the Hippe and Lifton (2014) protocols. If we assume such corrections would be small relative to the resulting in situ  $^{14}\text{C}$  concentra-

tions in their calibration samples, neglecting three anomalous results and using the age of the initial Provo shoreline formation from Lifton et al. (2015a) of  $18.3 \pm 0.3$  cal ka, their mean in situ  $^{14}\text{C}$  concentration is  $(3.75 \pm 0.26) \times 10^5$  at g<sup>-1</sup> CaCO<sub>3</sub>. This corresponds to a local production rate of ca. 51 at g<sup>-1</sup> yr<sup>-1</sup>. In contrast, the theoretical local production rate calculated with our software framework is ca. 43.9 at g<sup>-1</sup> yr<sup>-1</sup>, ~ 15 % lower than the derived local production rate. In addition, the predicted value normalized to  $P_{\text{Qcal}}$  yields 37.5 at g<sup>-1</sup> yr<sup>-1</sup>, 27 % lower than Handwerger et al. (1999). Given the uncertainties in the uncorrected Handwerger et al. (1999) dataset and the suggested uncertainties in our method, we find reasonable agreement between our production rate estimates and those of Handwerger et al. (1999).

## 5 Conclusions

As a first step in exploring potential applications of in situ  $^{14}\text{C}$  to quartz-poor or fine-grained rock types, we have extended the functionality of the MATLAB<sup>®</sup>-based LSDn nuclide-specific scaling framework (Lifton et al., 2014; Lifton, 2016) to estimate spallogenic production of in situ  $^{14}\text{C}$  in rock and mineral compositions other than pure quartz at sites of interest. We account for compositionally dependent production by using measured and modeled nucleon excitation functions for target elements in major element oxide analyses (e.g., XRF), in concert with secondary cosmic-ray differential fluxes, as per Lifton et al. (2014). The ratio of resulting theoretical compositionally dependent in situ  $^{14}\text{C}$  production rates to the corresponding theoretical quartz production rate is then multiplied by the geologically calibrated production rate in quartz, placing the theoretical production rates in a calibrated context. Exploring a broad range of mineral and rock compositions indicates that production is dominated by oxygen spallation, as expected (> 90 % at SLHL), but with a general decrease in total production rate with more mafic (particularly Fe-rich) compositions. Although this study confirms previous work identifying Si, Mg, and

Al as important targets, we also find, for the first time, that Na appears to contribute significantly. Future nucleon excitation function measurements, particularly for Na reactions, should improve the robustness of this software tool further. This framework is thus an important initial step forward in applying *in situ*  $^{14}\text{C}$  to a broader array of landscapes.

**Code availability.** The MATLAB<sup>®</sup> scripts referenced in this paper are available at <https://doi.org/10.5281/zenodo.7331947> (Koester and Lifton, 2022).

**Supplement.** The supplement related to this article is available online at: <https://doi.org/10.5194/gchron-5-21-2023-supplement>.

**Author contributions.** The study was conceived by NL and AK. AK and NL developed the MATLAB<sup>®</sup> scripts. The paper was written by AK and NL.

**Competing interests.** The contact author has declared that none of the authors has any competing interests.

**Disclaimer.** Publisher's note: Copernicus Publications remains neutral with regard to jurisdictional claims in published maps and institutional affiliations.

**Acknowledgements.** We thank Reto Trappitsch and Irene Schimmelpfennig for their constructive and helpful reviews.

**Financial support.** Nathaniel A. Lifton received support from the U.S. National Science Foundation (NSF, award no. EAR-1560658). Alexandria J. Koester received support from a Purdue Research Foundation Ross Fellowship/Assistantship.

**Review statement.** This paper was edited by Yeong Bae Seong and reviewed by Irene Schimmelpfennig and Reto Trappitsch.

## References

Balco, G.: Production rate calculations for cosmic-ray-muon-produced  $^{10}\text{Be}$  and  $^{26}\text{Al}$  benchmarked against geological calibration data, *Quat. Geochronol.*, 39, 150–173, <https://doi.org/10.1016/j.quageo.2017.02.001>, 2017.

Balco, G., Stone, J. O., Lifton, N. A., and Dunai, T. J.: A complete and easily accessible means of calculating surface exposure ages or erosion rates from  $^{10}\text{Be}$  and  $^{26}\text{Al}$  measurements, *Quat. Geochronol.*, 3, 174–195, <https://doi.org/10.1016/j.quageo.2007.12.001>, 2008.

Barthelmy, D.: Mineralogy Database, David Barthelmy, <http://www.webmineral.com> (last access: 8 July 2020), 2014.

Borchers, B., Marrero, S., Balco, G., Caffee, M., Goehring, B., Lifton, N., Nishiizumi, K., Phillips, F., Schaefer, J., and Stone, J.: Geological calibration of spallation production rates in the CRONUS-Earth project, *Quat. Geochronol.*, 31, 188–198, <https://doi.org/10.1016/j.quageo.2015.01.009>, 2016.

Briner, J. P., Lifton, N. A., Miller, G. H., Refsnider, K., Anderson, R., and Finkel, R.: Using *in situ* cosmogenic  $^{10}\text{Be}$ ,  $^{14}\text{C}$ , and  $^{26}\text{Al}$  to decipher the history of polythermal ice sheets on Baffin Island, Arctic Canada, *Quat. Geochronol.*, 19, 4–13, <https://doi.org/10.1016/j.quageo.2012.11.005>, 2014.

Brown, E. T., Trull, T. W., Jean-Baptiste, P., Raisbeck, G., Bourles, D., Yiou, F., and Marty, B.: Determination of cosmogenic production rates of  $^{10}\text{Be}$ ,  $^3\text{He}$  and  $^3\text{H}$  in water, *Nucl. Instrum. Meth. B*, 172, 873–883, 2000.

Brown, D. A., Chadwick, M. B., Capote, R., Kahler, A. C., Trkov, A., Herman, M. W., Sonzogni, A. A., Danon, Y., Carlson, A. D., Dunn, M., Smith, D. L., Hale, G. M., Arbanas, G., Arcilla, R., Bates, C. R., Beck, B., Becker, B., Brown, F., Casperson, R. J., Conlin, J., Cullen, D. E., Descalle, M. A., Firestone, R., Gaines, T., Guber, K. H., Hawari, A. I., Holmes, J., Johnson, T. D., Kawano, T., Kiedrowski, B. C., Koning, A. J., Kopecky, S., Leal, L., Lestone, J. P., Lubitz, C., Márquez Damián, J. I., Mattoon, C. M., McCutchan, E. A., Mughabghab, S., Navratil, P., Neudecker, D., Nobre, G. P. A., Noguere, G., Paris, M., Pigni, M. T., Plompen, A. J., Pritychenko, B., Pronyaev, V. G., Roubtsov, D., Rochman, D., Romano, P., Schillebeeckx, P., Simakov, S., Sin, M., Sirakov, I., Sleaford, B., Sobes, V., Soukhovitskii, E. S., Stetcu, I., Talou, P., Thompson, I., van der Marck, S., Welser-Sherrill, L., Wiarda, D., White, M., Wormald, J. L., Wright, R. Q., Zerkle, M., Žerovnik, G., and Zhu, Y.: ENDF/B-VIII.0: The 8th Major Release of the Nuclear Reaction Data Library with CIELO-project Cross-sections, New Standards and Thermal Scattering Data, *Nucl. Data Sheets*, 148, 1–142, <https://doi.org/10.1016/j.nds.2018.02.001>, 2018.

Chmeleff, J., von Blanckenburg, F., Kossert, K., and Jakob, D.: Determination of the  $^{10}\text{Be}$  half-life by multicollector ICP-MS and liquid scintillation counting, *Nucl. Instrum. Meth. B*, 268, 192–199, <https://doi.org/10.1016/j.nimb.2009.09.012>, 2010.

Fabryka-Martin, J. T.: Production of radionuclides in the earth and their hydrogeologic significance, with emphasis on chlorine-36 and iodine-129. Ph.D. thesis, The University of Arizona, 40 p., 1988.

Fukahori, T., Watanabe, Y., Yoshizawa, N., Maekawa, F., Meigo, S. I., Konno, C., Yamano, N., Konobeyev, A. Y., and Chiba, S.: JENDL high energy file, *J. Nucl. Sci. Technol.*, 39, 25–30, <https://doi.org/10.1080/00223131.2002.10875031>, 2002.

Fülöp, R. H., Fink, D., Yang, B., Codilean, A. T., Smith, A., Wacker, L., Levchenko, V., and Dunai, T. J.: The ANSTO – University of Wollongong *in-situ*  $^{14}\text{C}$  extraction laboratory, *Nucl. Instrum. Meth. B, Beam Interact. With Mater. Atoms*, 438 (January 2018), 207–213, <https://doi.org/10.1016/j.nimb.2018.04.018>, 2019.

Goehring, B. M., Wilson, J., and Nichols, K.: A fully automated system for the extraction of *in situ* cosmogenic carbon-14 in the Tulane University cosmogenic nuclide laboratory, *Nucl. Instrum. Meth. B, Beam Interact. With Mater. Atoms* (December 2017), 1–9, <https://doi.org/10.1016/j.nimb.2019.02.006>, 2019.

Gosse, J. C. and Phillips, F. M.: Terrestrial *in situ* cosmogenic nuclides: theory and application, *Quaternary Sci. Rev.*, 20, 1475–1560, [https://doi.org/10.1016/S0277-3791\(00\)00171-2](https://doi.org/10.1016/S0277-3791(00)00171-2), 2001.

- Handwerger, D. A., Cerling, T. E., and Bruhn, R. L.: Cosmogenic  $^{14}\text{C}$  in carbonate rocks, *Geomorphology*, 27, 13–24, 1999.
- Heisinger, B., Lal, D., Jull, A. J. T., Kubik, P., Ivy-Ochs, S., Neumaier, S., Knie, K., Lazarev, V., and Nolte, E.: Production of selected cosmogenic radionuclides by muons 1. Fast muons, *Earth Planet. Sc. Lett.*, 200, 345–355, [https://doi.org/10.1016/S0012-821X\(02\)00640-4](https://doi.org/10.1016/S0012-821X(02)00640-4), 2002a.
- Heisinger, B., Lal, D., Jull, A. J. T., Kubik, P., Ivy-Ochs, S., Knie, K., and Nolte, E.: Production of selected cosmogenic radionuclides by muons: 2. Capture of negative muons, *Earth Planet. Sc. Lett.*, 200, 357–369, [https://doi.org/10.1016/S0012-821X\(02\)00641-6](https://doi.org/10.1016/S0012-821X(02)00641-6), 2002b.
- Hippe, K.: Constraining processes of landscape change with combined *in situ* cosmogenic  $^{14}\text{C}$ - $^{10}\text{Be}$  analysis, *Quaternary Sci. Rev.*, 173, 1–19, <https://doi.org/10.1016/j.quascirev.2017.07.020>, 2017.
- Hippe, K. and Lifton, N. A.: Calculating isotope ratios and nuclide concentrations for *in situ* cosmogenic  $^{14}\text{C}$  analyses, *Radiocarbon*, 56, 1167–1174, <https://doi.org/10.2458/56.17917>, 2014.
- Hippe, K., Kober, F., Wacker, L., Fahrni, S. M., Ivy-Ochs, S., Akçar, N., Schlüchter, C., and Wieler, R.: An update on *in situ* cosmogenic  $^{14}\text{C}$  analysis at ETH Zürich, *Nucl. Instrum. Meth. B, Beam Interact. With Mater. Atoms*, 294, 81–86, <https://doi.org/10.1016/j.nimb.2012.06.020>, 2013.
- Hippe, K., Jansen, J. D., Skov, D. S., Lupker, M., Ivy-Ochs, S., Kober, F., Zeilinger, G., Capriles, J. M., Christl, M., Maden, C., Vockenhuber, C., and Egholm, D. L.: Cosmogenic *in situ*  $^{14}\text{C}$ - $^{10}\text{Be}$  reveals abrupt Late Holocene soil loss in the Andean Altiplano, *Nat. Commun.*, 12, 1–9, <https://doi.org/10.1038/s41467-021-22825-6>, 2021.
- Jull, A. T. J., Wilson, A. E., Donahue, D. J., Toolin, L. J., and Burr, G. S.: Measurements of cosmogenic  $^{14}\text{C}$  produced by spallation in high-altitude rocks, *Radiocarbon*, 34, 737–744, 1992.
- Jull, A. J. T., Lifton, N., Phillips, W., and Quade, J.: Studies of the production rate of cosmic-ray produced  $^{14}\text{C}$  in rock surfaces. *Nucl. Instrum. Meth. B*, 92, 308–310, 1994.
- Koester, A. J. and Lifton, N. A.: nlifton/CD14C: CD14C (v1.0.0), Zenodo [code], <https://doi.org/10.5281/zenodo.7331947>, 2022.
- Koning, A. J., Rochman, D., Sublet, J., Dzysiuk, N., Fleming, M., and Van Der Marck, S.: TENDL: Complete Nuclear Data Library for Innovative Nuclear Science and Technology, *Nucl. Data Sheets*, 155, 1–55, <https://doi.org/10.1016/j.nds.2019.01.002>, 2019.
- Korschinek, G., Bergmaier, A., Faestermann, T., Gerstmann, U. C., Knie, K., Rugel, G., Wallner, A., Dillmann, I., Dollinger, G., Lierse von Gostomski, C., Kossert, K., Maiti, M., Poutivtsev, M., and Remmert, A.: A new value for the half-life of  $^{10}\text{Be}$  by Heavy-Ion Elastic Recoil Detection and liquid scintillation counting, *Nucl. Instrum. Meth. B*, 268, 187–191, <https://doi.org/10.1016/j.nimb.2009.09.020>, 2010.
- Lifton, N. A.: A new extraction technique and production rate estimate for *in situ* cosmogenic  $^{14}\text{C}$  in quartz, Ph.D. Dissertation, University of Arizona, ProQuest Dissertations & Theses Global 304341106, 1997.
- Lifton, N., Jull, A. J. T., and Quade, J.: A new extraction technique and production rate estimate for *in situ* cosmogenic  $^{14}\text{C}$  in quartz, *Geochim. Cosmochim. Ac.*, 65, 1953–1969, [https://doi.org/10.1016/S0016-7037\(01\)00566-X](https://doi.org/10.1016/S0016-7037(01)00566-X), 2001.
- Lifton, N., Sato, T., and Dunai, T. J.: Scaling *in situ* cosmogenic nuclide production rates using analytical approximations to atmospheric cosmic-ray fluxes, *Earth Planet. Sc. Lett.*, 386, 149–160, <https://doi.org/10.1016/j.epsl.2013.10.052>, 2014.
- Lifton, N., Goehring, B., Wilson, J., Kubley, T., and Caffee, M.: Progress in automated extraction and purification of *in situ*  $^{14}\text{C}$  from quartz: Results from the Purdue *in situ*  $^{14}\text{C}$  laboratory, *Nucl. Instrum. Meth. B, Beam Interact. With Mater. Atoms*, 361, 381–386, <https://doi.org/10.1016/j.nimb.2015.03.028>, 2015a.
- Lifton, N., Caffee, M., Finkel, R., Marrero, S., Nishiizumi, K., Phillips, F. M., Goehring, B., Gosse, J., Stone, J., Schaefer, J., Theriault, B., Jull, A. J. T., and Fifield, K.: *In situ* cosmogenic nuclide production rate calibration for the CRONUS-Earth project from Lake Bonneville, Utah, shoreline features, *Quat. Geochronol.*, 26, 55–69, <https://doi.org/10.1016/j.quageo.2014.11.002>, 2015b.
- Lupker, M., Hippe, K., Wacker, L., Kober, F., Maden, C., Braucher, R., Bourlès, D., Romani, J. R. V., and Wieler, R.: Depth-dependence of the production rate of *in situ*  $^{14}\text{C}$  in quartz from the Leymon High core, Spain, *Quat. Geochronol.*, 28, 80–87, <https://doi.org/10.1016/j.quageo.2015.04.004>, 2015.
- Lupker, M., Hippe, K., Wacker, L., Steinemann, O., Tikhomirov, D., Maden, C., Haghypour, N., and Synal, H. A.: In-situ cosmogenic  $^{14}\text{C}$  analysis at ETH Zürich: Characterization and performance of a new extraction system, *Nucl. Instrum. Meth. B, Beam Interact. With Mater. Atoms*, 457, 30–36, <https://doi.org/10.1016/j.nimb.2019.07.028>, 2019.
- Marrero, S. M., Phillips, F. M., Caffee, M. W., and Gosse, J. C.: CRONUS-Earth cosmogenic  $^{36}\text{Cl}$  calibration, *Quat. Geochronol.*, 31, 199–219, <https://doi.org/10.1016/j.quageo.2015.10.002>, 2016a.
- Marrero, S. M., Phillips, F. M., Borchers, B., Lifton, N., Aumer, R., and Balco, G.: Cosmogenic nuclide systematics and the CRONUScal program, *Quat. Geochronol.*, 31, 160–187, <https://doi.org/10.1016/j.quageo.2015.09.005>, 2016b.
- Masarik, J.: Numerical simulation of in-situ production of cosmogenic nuclides, *Geochim. Cosmochim. Ac.*, 66, Suppl. 1, A491, 2002.
- Masarik, J. and Beer, J.: An updated simulation of particle fluxes and cosmogenic nuclide production in the Earth's atmosphere, *J. Geophys. Res.*, 114, 1–9, <https://doi.org/10.1029/2008JD010557>, 2009.
- Masarik, J. and Reedy, R. C.: Monte Carlo simulations of in-situ-produced cosmogenic nuclides, in: Santa Fe Workshop on Secular Variations, 163–164, 1995.
- Morimoto, N.: Nomenclature of pyroxenes. *Mineralogy and Petrology*, 39, 55–76, <https://doi.org/10.1007/bf01226262>, 1988.
- Nishiizumi, K.: Preparation of  $^{26}\text{Al}$  AMS standards, *Nucl. Instrum. Meth. B*, 223, 388–392, <https://doi.org/10.1016/j.nimb.2004.04.075>, 2004.
- Nishiizumi, K., Finkel, R. C., Klein, J., and Kohl, C. P.: Cosmogenic production of  $^7\text{Be}$  and  $^{10}\text{Be}$  in water targets, *J. Geophys. Res.*, 101, 22225–22232, 1996.
- Parker, R. L.: Data of Geochemistry, 6th Ed., Ch. D, Composition of the Earth's Crust, U. S. Geol. Surv. Prof. Paper 440-D, edited by: Fleischer, M., 19 p., 1967.
- Pavón-Carrasco, F. J., Osete, M. L., Torta, J. M., and De Santis, A.: A geomagnetic field model for the Holocene based on archaeo-



- magnetic and lava flow data, *Earth Planet. Sc. Lett.*, 388, 98–109, 2014.
- Phillips, F. M., Argento, D. C., Balco, G., Caffee, M. W., Clem, J., Dunai, T. J., Finkel, R., Goehring, B., Gosse, J. C., Hudson, A. M., Jull, A. J. T., Kelly, M. A., Kurz, M., Lal, D., Lifton, N., Marrero, S. M., Nishiizumi, K., Reedy, R. C., Schaefer, J., Stone, J. O. H., Swanson, T., and Zreda, M. G.: The CRONUS-Earth Project: A synthesis, *Quat. Geochronol.* 31, 119–154, <https://doi.org/10.1016/j.quageo.2015.09.006>, 2016.
- Reedy, R. C.: Proton cross-sections for producing cosmogenic radionuclides, *Lunar Planet. Sci.*, 38, 1329–1330, 2007.
- Reedy, R. C.: Cosmogenic-nuclide production rates: Reaction cross section update, *Nucl. Instrum. Meth. B*, 294, 470–474, <https://doi.org/10.1016/j.nimb.2011.08.034>, 2013.
- Reedy, R. C. and Arnold, J. R.: Interaction of solar and galactic cosmic-ray particles with the Moon, *J. Geophys. Res.*, 77, 537–555, <https://doi.org/10.1029/ja077i004p00537>, 1972.
- Sato, T. and Niita, K.: Analytical functions to predict cosmic-ray neutron spectra in the atmosphere, *Radiat. Res.*, 166, 544–555, <https://doi.org/10.1667/RR0610.1>, 2006.
- Sato, T., Yasuda, H., Niita, K., Endo, A., Sihver, L., Sato, T., Yasuda, H., Niita, K., Endo, A., and Sihver, L.: Development of PARMA: PHITS-Based Analytical Radiation Model in the Atmosphere, *Radiat. Res.*, 170, 244–259, 2008.
- Schimmelpfennig, I., Schaefer, J. M., Goehring, B. M., Lifton, N., Putnam, A. E., and Barrell, D. J. A.: Calibration of the *in situ* cosmogenic  $^{14}\text{C}$  production rate in New Zealand's Southern Alps, *J. Quaternary Sci.*, 27, 671–674, <https://doi.org/10.1002/jqs.2566>, 2012.
- Vermesch, P., Baur, H., Heber, V. S., Kober, F., Oberholzer, P., Schaefer, J. M., Schlüchter, C., Strasky, S., and Wieler, R.: Cosmogenic  $^3\text{He}$  and  $^{21}\text{Ne}$  measured in targets after one year of exposure in the Swiss Alps, *Earth Planet. Sc. Lett.*, 284, 417–425, <https://doi.org/10.1016/j.epsl.2009.05.007>, 2009.
- Von Blanckenburg, F.: The control mechanisms of erosion and weathering at basin scale from cosmogenic nuclides in river sediment, *Earth Planet. Sc. Lett.*, 237, 462–479, <https://doi.org/10.1016/j.epsl.2005.06.030>, 2005.
- Watanabe, Y., Kosako, K., Kunieda, S., Chiba, S., Fujimoto, R., Harada, H., Kawai, M., Maekawa, F., Murata, T., Nakashima, H., Niita, K., Shigyo, N., Shimakawa, S., Yamano, N., and Fukahori, T.: Status of JENDL high energy file, *J. Korean Phys. Soc.*, 59, 1040–1045, <https://doi.org/10.3938/jkps.59.1040>, 2011.
- Wright, T., Bennett, S., Heinitz, S., Köster, U., Mills, R., Soldner, T., Steier, P., Wallner, A., and Wieninger, T.: Measurement of the  $^{13}\text{C}(n,\gamma)$  thermal cross section via neutron irradiation and AMS, *Eur. Phys. J. A*, 55, 200, <https://doi.org/10.1140/epja/i2019-12893-0>, 2019.
- Yokoyama, Y., Reyss, J. L., and Guichard, F.: Production of radionuclides by cosmic rays at mountain altitudes, *Earth Planet. Sc. Lett.*, 36, 44–50, [https://doi.org/10.1016/0012-821X\(77\)90186-8](https://doi.org/10.1016/0012-821X(77)90186-8), 1977.
- Young, N. E., Schaefer, J. M., Goehring, B., Lifton, N., Schimmelpfennig, I., and Briner, J. P.: West Greenland and global *in situ*  $^{14}\text{C}$  production-rate calibrations, *J. Quaternary Sci.*, 29, 401–406, <https://doi.org/10.1002/jqs.2717>, 2014.